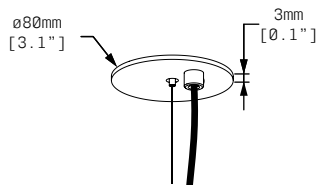
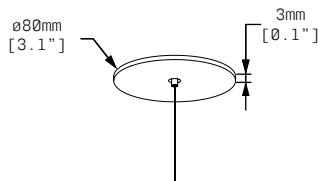


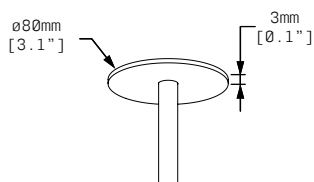
CANOPY - ROUND 80 FLUSH



CAN.R.80.FM.1



CAN.R.80.FM.1.M



CAN.R.80.FM.ROD

The ROUND 80 FLUSH sits flush on the visible surface of the ceiling.

Suits single rod or single cable suspension.

Suits mains voltage or low voltage fixtures.

Control gear must be remotely located. Comprised of a Pendant Suspension Plate fixed inside ceiling cavity with an external Escutcheon.

Canopy matches selected pendant finish unless alternative finish is specified.

Canopy finish matches pendant unless alternative is specified.

COMPATIBLE FIXTURES:

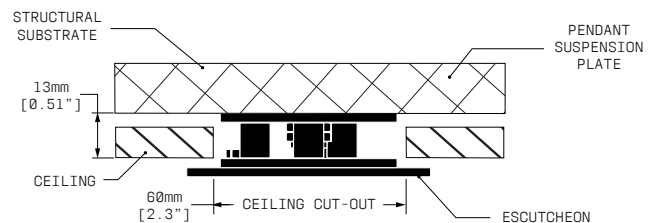
- BCAA
- BUCKY
- CRUX MONO
- ORP
- PETRA II
- PHASMIDA
- SIMPLE SERIES
- SUGAR BOMB
- STALACTITE

JUNCTION BOX COMPATIBLE:

No

INSTALLATION:

Refer to Installation Guide for full information.

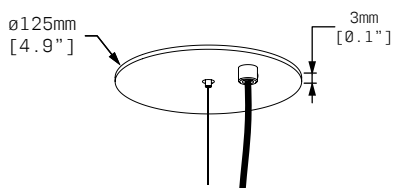


CROSS-SECTION

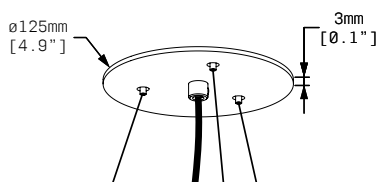
CODE :

CAN . R . 80 . FM . ROD . M
 CANOPY SHAPE SIZE MOUNTING SUSPENSION MAGICAL
 METHOD

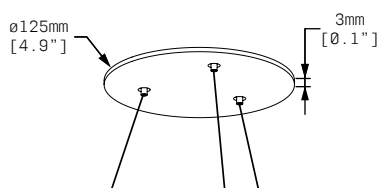
CANOPY - ROUND 125 FLUSH



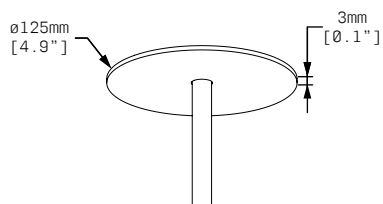
CAN.R.125.FM.1



CAN.R.125.FM.3



CAN.R.125.FM.3.M



CAN.R.125.FM.ROD

The ROUND 125 FLUSH sits flush on the visible surface of the ceiling.

Suits rod or cable suspension.
Suits mains voltage or low voltage fixtures.

Control gear must be remotely located.

Comprised of a Pendant Suspension Plate fixed inside ceiling cavity with an external Escutcheon.

For cable suspension, quantity of cables supplied depends on fixture size.

Canopy matches selected pendant finish unless alternative finish is specified.

COMPATIBLE FIXTURES:

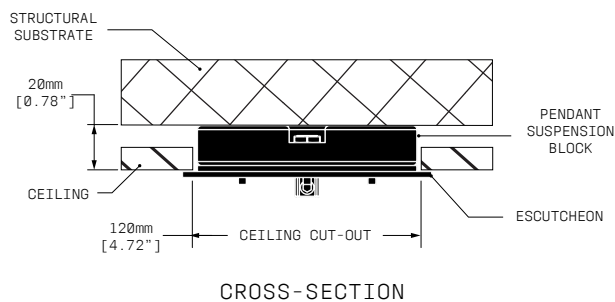
ASTERIX SERIES
BCAA
BUCKY
CRUX
DIAMOND RING
ORP
PETRA II + III
PHASMIDA
PROMETHEUS
SIMPLE SERIES
SUGAR BOMB
STALACTITE

JUNCTION BOX COMPATIBLE:

Yes

Installation:

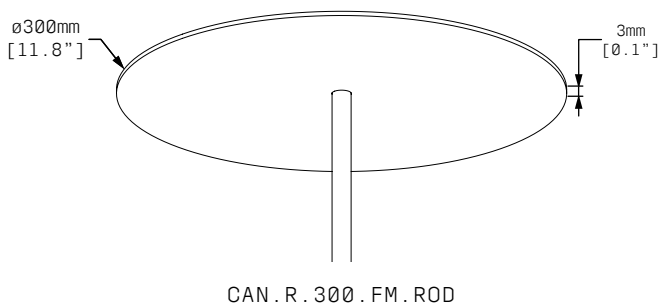
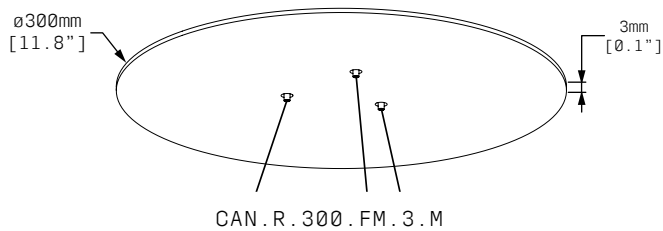
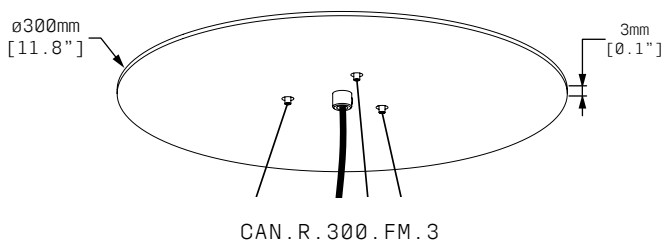
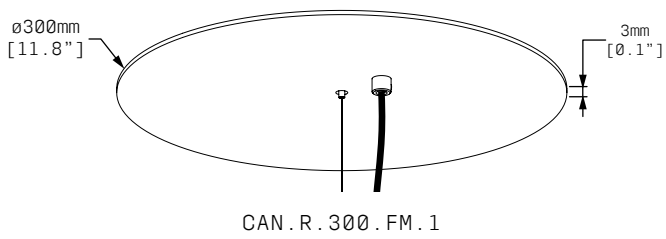
Refer to Installation Guide for full information.



CODE :

CAN . R . 125 . FM . ROD . M
CANOPY SHAPE SIZE MOUNTING SUSPENSION MAGICAL
METHOD

CANOPY - ROUND 300 FLUSH



The ROUND 300 FLUSH sits flush on the visible surface of the ceiling.

Suits rod or cable suspension.

Suits mains voltage or low voltage fixtures.

Designed to house control gear in ceiling cavity.

Comprised of a Pendant Suspension Bracket fixed inside ceiling cavity with an external Escutcheon.

For cable suspension, quantity of cables supplied depends on fixture size.

Canopy matches selected pendant finish unless alternative finish is specified.

COMPATIBLE FIXTURES:

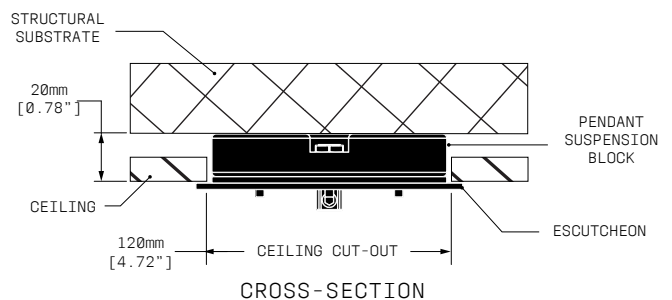
- ASTERIX SERIES
- BCAA
- BUCKY
- CRUX
- DIAMOND RING
- ORACLE
- ORP
- PETRA II + III
- PHASMIDA
- PROMETHEUS
- SIMPLE SERIES
- SUGAR BOMB
- STALACTITE

JUNCTION BOX COMPATIBLE:

Yes

Installation:

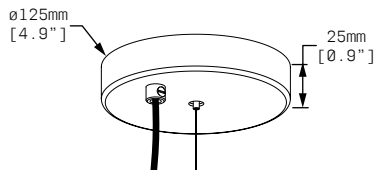
Refer to Installation Guide for full information.



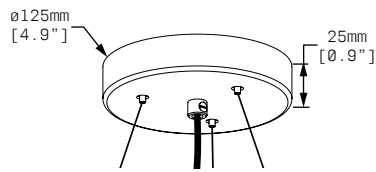
CODE:

CAN . R . 300 . FM . ROD . M
 CANOPY SHAPE SIZE MOUNTING SUSPENSION MAGICAL
 METHOD

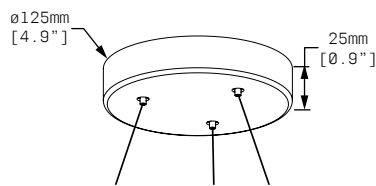
CANOPY - ROUND 125 SURFACE



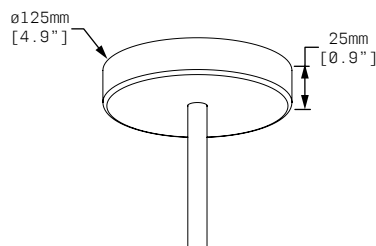
CAN.R.125.SM.1



CAN.R.125.SM.3



CAN.R.125.SM.3.M



CAN.R.125.SM.ROD

The ROUND 125 SURFACE sits proud on the visible surface of the ceiling.

Suits rod or cable suspension.

Suits mains voltage or low voltage fixtures.

Control gear must be remotely located. Comprised of a Pendant Suspension Bracket fixed to surface of ceiling with an external Escutcheon.

For cable suspension, quantity of cables supplied depends on fixture size.

Canopy matches selected pendant finish unless alternative finish is specified.

COMPATIBLE FIXTURES:

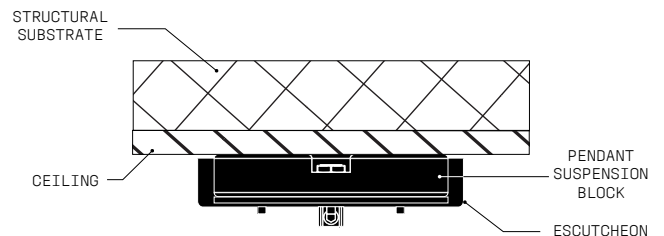
ASTERIX SERIES
 BCAA
 BUCKY
 CRUX
 DIAMOND RING
 ORACLE
 ORP
 PETRA
 PHASMIDA
 PROMETHEUS
 SIMPLE SERIES
 SUGAR BOMB
 STALACTITE

JUNCTION BOX COMPATIBLE:

Yes

Installation:

Refer to Installation Guide for full information.

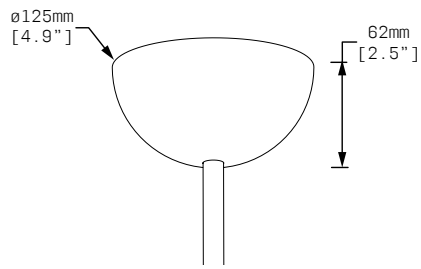


CROSS-SECTION

CODE :

CAN . R . 125 . SM . ROD . M
 CANOPY SHAPE SIZE MOUNTING SUSPENSION MAGICAL
 METHOD

CANOPY - DOME 125



CAN.D.125.ROD

The DOME 25 sits proud on the visible surface of the ceiling.

Suits rod suspension.

Suits mains voltage or low voltage fixtures.

Control gear must be remotely located. Comprised of a Pendant Suspension Bracket fixed to surface of ceiling with an external Escutcheon.

Canopy matches selected pendant finish unless alternative finish is specified.

COMPATIBLE FIXTURES:

OURANOS II

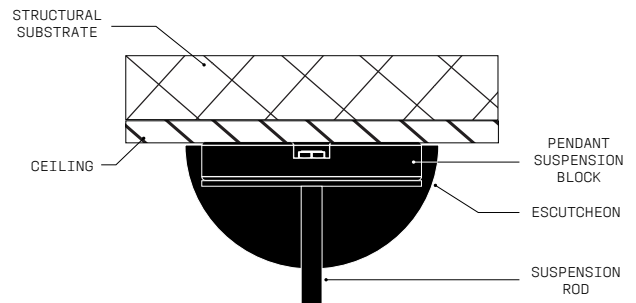
OURANOS III

JUNCTION BOX COMPATIBLE:

Yes

INSTALLATION:

Refer to Installation Guide for full information.

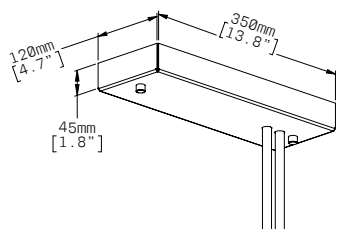


CROSS-SECTION

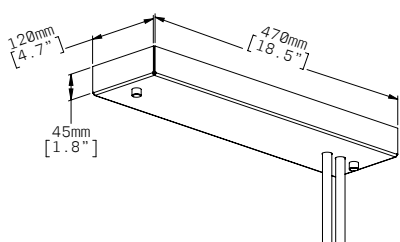
CODE :

CAN . D . 125 . ROD
CANOPY SHAPE SIZE SUSPENSION

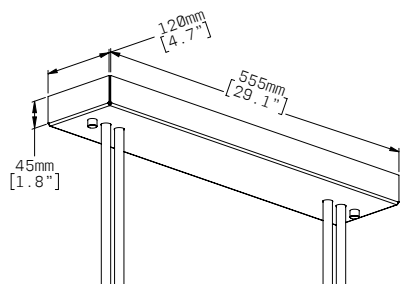
CANOPY - ABACUS SURFACE



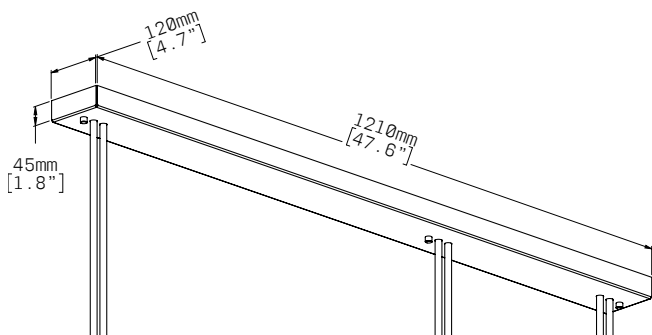
CAN.A.350.SM.2ROD



CAN.A.470.SM.2ROD.RF



CAN.A.555.SM.4ROD



CAN.A.1210.SM.6ROD

The ABACUS SURFACE sits proud on the visible surface of the ceiling.

Designed to house control gear when ceiling cavity access or remote location of control gear is impossible.

Comprised of a Pendant Suspension Plate fixed to surface of ceiling with an external Escutcheon.

Suits dual rod suspension only and low voltage fixtures.

Canopy matches selected pendant finish unless alternative finish is specified.

COMPATIBLE FIXTURES:

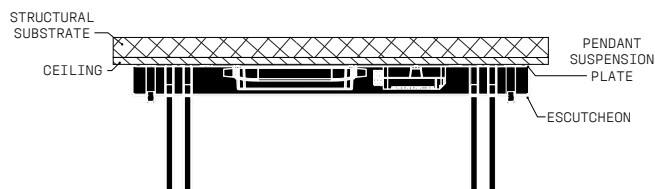
ABACUS

JUNCTION BOX COMPATIBLE:

Yes

INSTALLATION:

Refer to Installation Guide for full information.

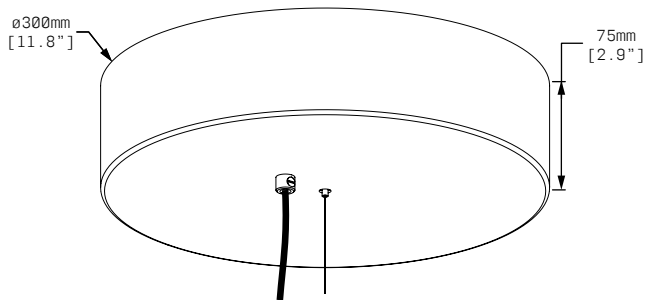


CROSS-SECTION

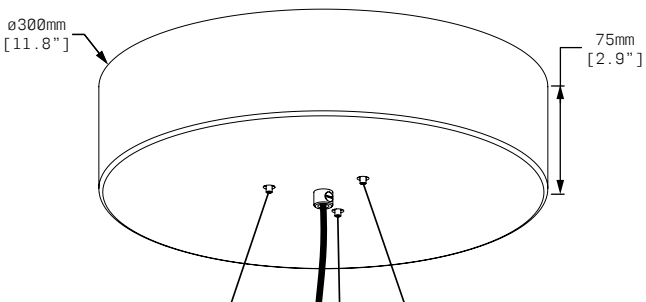
CODE :

CAN	.	A	.	350	.	SM	.	ROD
CANOPY		SHAPE		SIZE		MOUNTING		SUSPENSION
						METHOD		

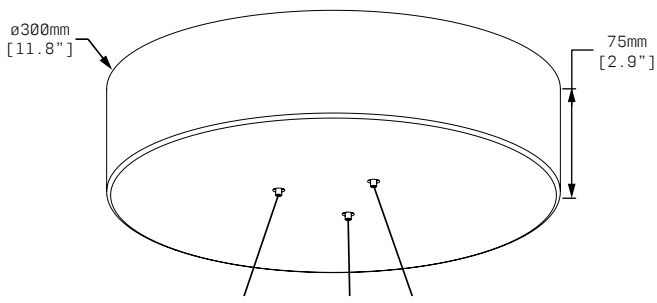
CANOPY - ROUND 300 SURFACE



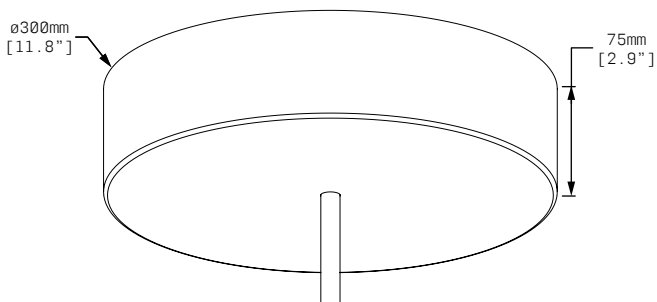
CAN.R.300.SM.1



CAN.R.300.SM.3



CAN.R.300.SM.3.M



CAN.R.300.SM.ROD

The ROUND 300 SURFACE sits proud on the visible surface of the ceiling.

Suits rod or cable suspension.
Suits mains voltage or low voltage fixtures.

Designed to house control gear when ceiling cavity access or remote location of control gear is impossible.

Comprised of a Pendant Suspension Bracket fixed to surface of ceiling with an external Escutcheon.

For cable suspension, quantity of cables supplied depends on fixture size.

Canopy matches selected pendant finish unless alternative finish is specified.

COMPATIBLE FIXTURES:

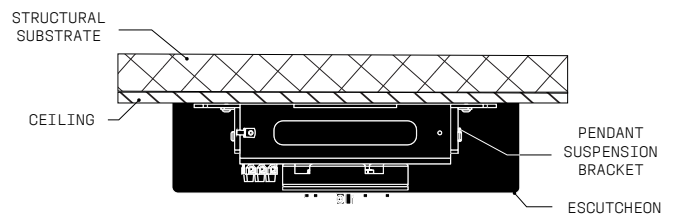
- ASTERIX SERIES
- BCAA
- BUCKY
- CRUX
- DIAMOND RING
- ORACLE
- ORP
- PETRA
- PHASMIDA
- PROMETHEUS
- SIMPLE SERIES
- SUGAR BOMB
- STALACTITE

JUNCTION BOX COMPATIBLE:

Yes

INSTALLATION:

Refer to Installation Guide for full information.

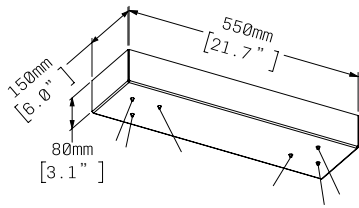


CROSS-SECTION

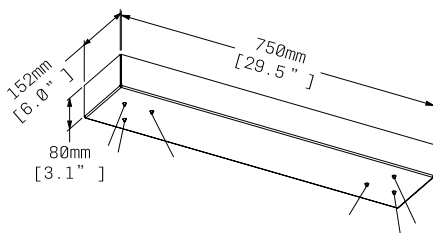
CODE:

CAN . R . 300 . FM . 3 . M
CANOPY SHAPE SIZE MOUNTING SUSPENSION MAGICAL
METHOD

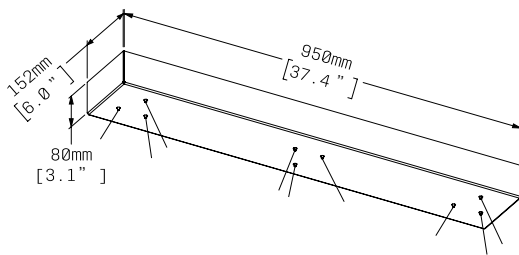
CANOPY - LINEAR SURFACE



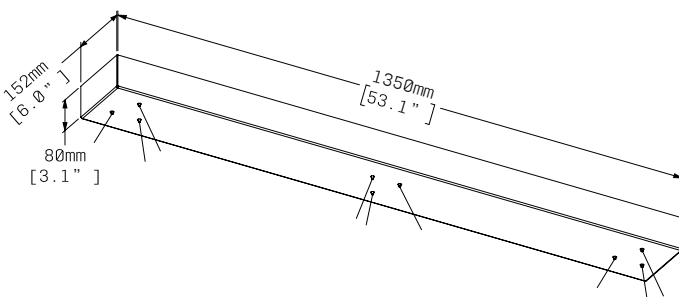
CAN.L.550.SM.TWIN.M



CAN.L.750.SM.TWIN.M



CAN.L.950.SM.TRIP.M



CAN.L.1350.SM.TRIP.M

CODE :

CAN	.	L	.	550	.	SM	.	TWIN	.	M
CANOPY	SHAPE	SIZE	MOUNTING	PENDANT	QTY	MAGICAL				
			METHOD							

The LINEAR SURFACE Canopy sits proud on the visible surface of the ceiling.

Suits cable suspension only.

Suits low voltage fixtures.

Designed to house control gear when ceiling cavity access or remote location of control gear is impossible.

Comprised of a Pendant Suspension Bracket fixed to surface of ceiling with an external Escutcheon.

For cable suspension, quantity of cables supplied depends on fixture size.

Canopy matches selected pendant finish unless alternative finish is specified.

COMPATIBLE FIXTURES:

CAN.550.SM.TWIN.M:

ORA.2.6IN, ORA.2.6EX, ORA.2.9IN, ORA.2.9EX

CAN.750.SM.TWIN.M:

ORA.2.6IN-9EX, ORA.2.9IN-9EX, ORA.2.9EX-12IN, ORA.2.12IN

CAN.950.SM.TRIP.M:

ORA.3.6IN-6EX-6IN, ORA.3.6IN-9EX-6IN

CAN.1350.SM.TRIP.M:

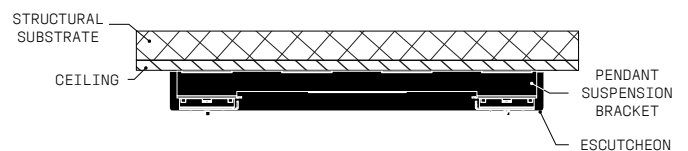
ORA.3.6IN-9EX-6IN, ORA.3.9IN-9EX-9IN, ORA.3.12IN-12IN-12IN

JUNCTION BOX COMPATIBLE:

Yes

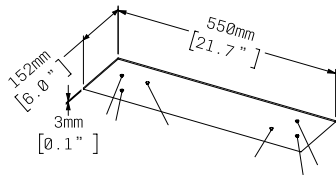
INSTALLATION:

Refer to Installation Guide for full information.

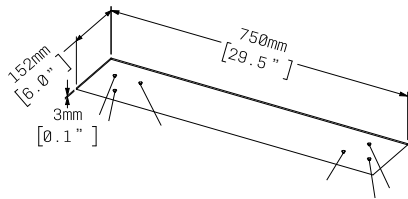


CROSS-SECTION

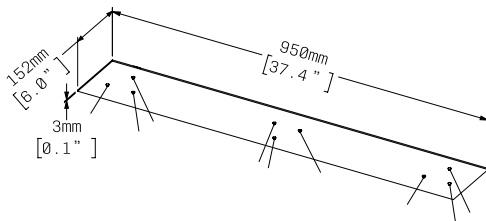
CANOPY - LINEAR FLUSH



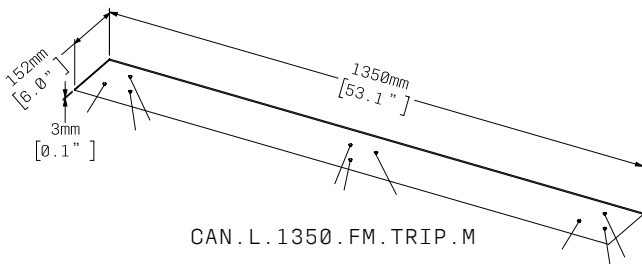
CAN.L.550.FM.TWIN.M



CAN.L.750.FM.TWIN.M



CAN.L.950.FM.TRIP.M



CAN.L.1350.FM.TRIP.M

CODE :

CAN	.	L	.	550	.	SM	.	TWIN	.	M
CANOPY	SHAPE	SIZE	MOUNTING	PENDANT	QTY	MAGICAL				
			METHOD							

The LINEAR FLUSH Canopy sits flush on the visible surface of the ceiling.

Suits cable suspension only.

Suits low voltage fixtures.

Designed to house control gear in ceiling cavity.

Comprised of a Pendant Suspension Bracket fixed inside ceiling cavity with an external Escutcheon.

For cable suspension, quantity of cables supplied depends on fixture size.

Canopy matches selected pendant finish unless alternative finish is specified.

COMPATIBLE FIXTURES:

CAN.L.550.FM.TWIN.M:

ORA.2.6IN, ORA.2.6EX, ORA.2.9IN, ORA.2.9EX

CAN.L.750.FM.TWIN.M:

ORA.2.6IN-9EX, ORA.2.9IN-9EX, ORA.2.9EX-12IN, ORA.2.12IN

CAN.L.950.FM.TRIP.M:

ORA.3.6IN-6EX-6IN, ORA.3.6IN-9EX-6IN

CAN.L.1350.FM.TRIP.M:

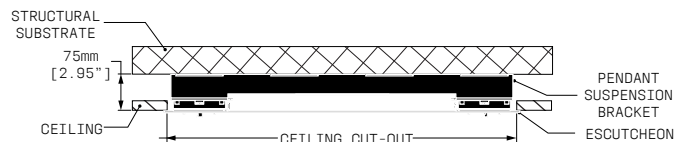
ORA.3.6IN-9EX-6IN, ORA.3.9IN-9EX-9IN, ORA.3.12IN-12IN-12IN

JUNCTION BOX COMPATIBLE:

Yes

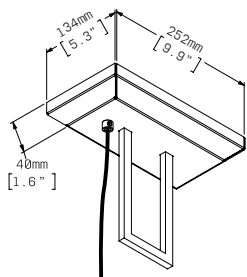
INSTALLATION:

Refer to Installation Guide for full information.

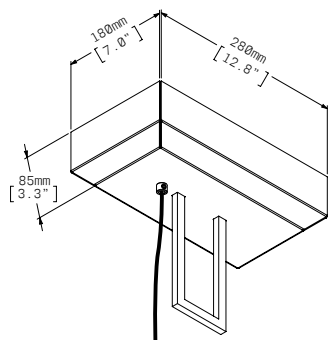


CROSS-SECTION

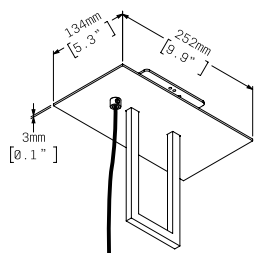
CANOPY - CHAIN SURFACE AND FLUSH



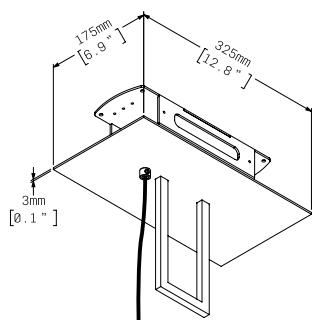
CAN.C.250.SM



CAN.C.280.SM



CAN.C.250.FM



CAN.C.325.FM

The CHAIN SURFACE sits proud on the visible surface of the ceiling.

Designed to house control gear when ceiling cavity access or remote location of control gear is impossible.

Comprised of a Pendant Suspension Bracket fixed to surface of ceiling with an external Escutcheon.

The CHAIN FLUSH sits flush on the visible surface of the ceiling.

Designed to house control gear in ceiling cavity.

Comprised of a Pendant Suspension Bracket fixed inside ceiling cavity with an external Escutcheon.

Suits chain suspension only and low voltage fixtures.

Canopy matches selected pendant finish unless alternative finish is specified.

COMPATIBLE FIXTURES:

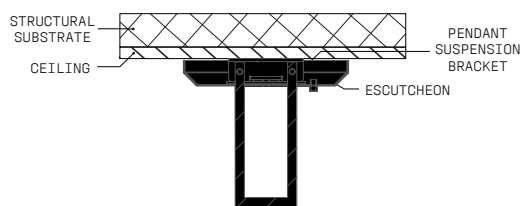
NEPENTHES

JUNCTION BOX COMPATIBLE:

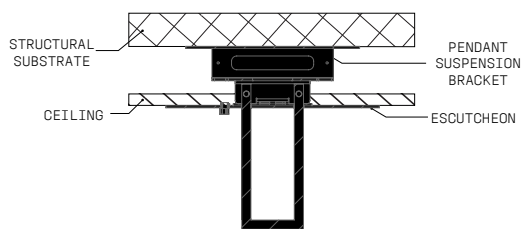
Yes

INSTALLATION:

Refer to Installation Guide for full information.



SURFACE CROSS-SECTION



FLUSH CROSS-SECTION

CODE :

CAN . C . 250 . FM
CANOPY SHAPE SIZE MOUNTING
METHOD