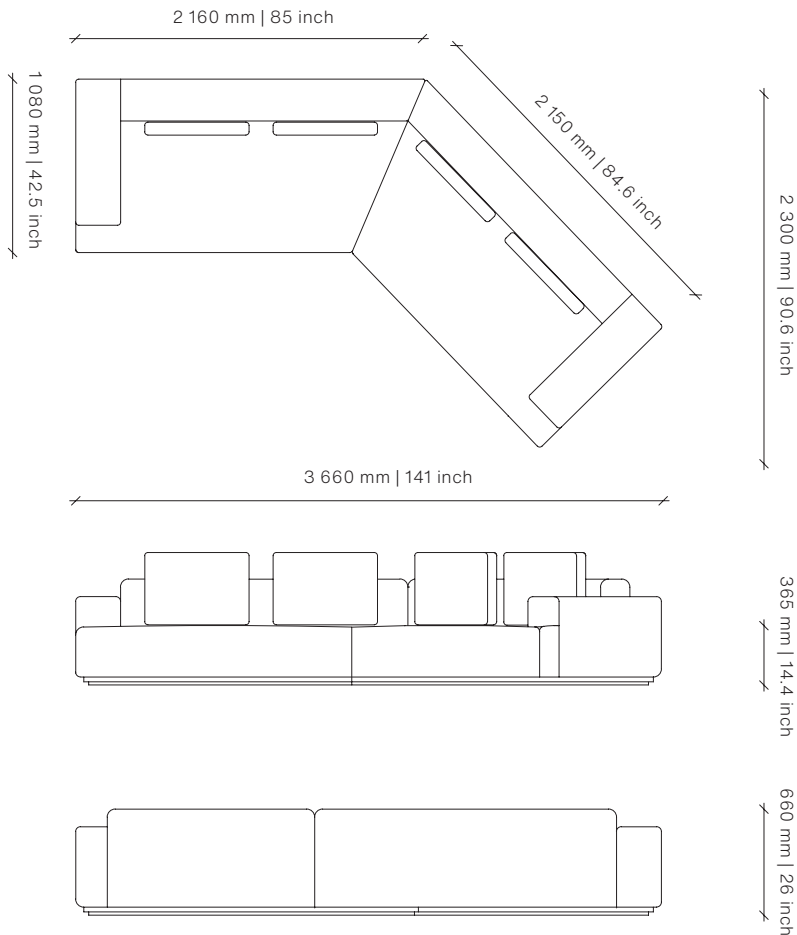



# ZEPPELIN ANGLED Sofa


DESIGN BY OKHA




## Plinth




Natural Ash Veneer




Chalked Ash Veneer




Carbon Ash Veneer



Dark Java Ash Veneer



Mocca Ash Veneer



Natural Walnut Veneer

## Dimensions (mm)

3660W x 2300D x 660H

Seat Height: 365

## Dimensions (inches)

141W x 90.6D x 26H

Seat Height: 14.4

**COM** 22 m | 24.1 yd

**COL** 39.6m<sup>2</sup> | 426.3sq ft

Different textures, grains, colouration and densities are all natural characteristics of timbers. We find these variances an inherent and valuable part of the natural beauty of wood, no two pieces are the same making each OKHA design a unique, characterful piece and each product will be different from the next. Timber movement will also occur as this is a natural product.

STONE: Marble is a beautiful natural material with inherent imperfections in its structure, veining and coloration. As such, some slabs may be reinforced with meshing on the underside and may have colour matched resin fills in minor cracks and surface blemishes. Please note that this is standard practice.

METAL: All metals will go through a process of natural aging and oxidization due to environmental conditions. The result of this aging process will bring about colour change, to slow and reduce this natural process, appropriate cleaning and maintenance products can be used.

twentieth

sales@twentieth.net  
323.904.1200  
www.twentieth.net

OKHA