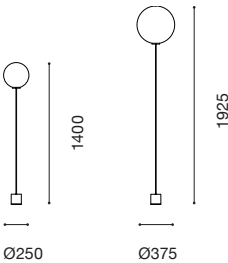


# CHO LIGHT

Dimitri Bähler





**Type**  
Floor Light








**Design**  
2018  
**Designer**  
Dimitri Bähler

Floor lamp in four variations providing diffused light. Removable Japanese Washi paper shade to be inflated at installation - can be topped up with air periodically. Minimal fixings mount a 6mm flexible carbon-fibre rod that will bend and spring back on touch. The magnetically mounted Washi paper shade is separated from the light bulb by an internal acrylic diffuser. Black PVC cable with inline continuous touch dimmable foot switch, cable L1500mm.

<b>Dimensions</b> F1: Ø250mm shade × H1400mm F2: Ø375mm shade × H1925mm	<b>Weight</b> 6.35kg 6.40kg	<b>Cable Length</b> L1500mm L1500mm	<b>Materials</b> Power-coated steel, magnetic fixings, carbon-fibre (rod), lacquer, Washi paper (shade), clear acrylic valve and diffuser, integrated latex balloon, black PVC cable	<b>Shade Colour</b>  Off-white <b>Cable Colour</b>  Black
---	-----------------------------------	---	---	--

<b>Wiring Type</b> Mains voltage	<b>Dimmable</b> Continuous touch dimmable foot switch (integrated in the cable)	<b>Power (Watts)</b> 5.5W	<b>Light Source Life Expectancy</b> 30,000 hours
<b>Types of Insulation</b> Class II (2)	<b>Light Source Supplied</b> Yes	<b>Light Source Lumens</b> 350lm	<b>Light Source Energy Rating</b> G (70 lm per watt)
<b>Ingress Protection Rating</b> IP20	<b>Light Source Type</b> SMD LED	<b>Light Source CRI</b> 90Ra	
<b>Voltage</b> 12V	<b>Light Source Base</b> LED base	<b>Light Source Colour Temperature</b> 2700k	

<b>Packaging Dimensions</b> F1: L1295mm x W175mm x H145mm F2: L1745mm x W175mm x H145mm	<b>Care &amp; Maintenance</b> Clean with a soft dry cloth. Do not use alcohol, polishes, abrasives or any solvents to clean the product, as they may damage the material. This product is for indoor use only. Keep out of direct sunlight. Protect against exposure to heat above 60°C. Not recommended for continuous use over 16h.	<b>Notes</b> This product is fitted with a replacable custom light source. Established & Sons recommend using this product with the light source provided. Established & Sons will not accept any responsibility for any accidents, injuries or damages that occur due to the use of incorrect light sources.	<b>Country of Origin</b> China <b>Certifications</b>     
<b>Weight</b> F1: 7.45kg F2: 7.45kg			
<b>Packaging Type</b> Carton (external), styropor (internal)			