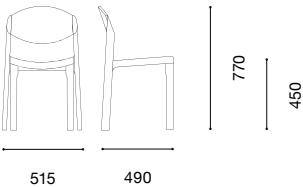


# MAURO CHAIR

Mauro Pasquinelli

twentieth  
www.twentieth.net  
sales@twentieth.net  
323.904.1200

Type  
Seating













**Dimensions**  
L515mm x D490mm x H770mm  
Seat height: 450mm

**Weight**  
7kg

**Materials**  
Solid oak or solid ash, oak or ash veneer plywood (seat, seat-back), leather seat (optional)

**Design**  
2018  
**Designer**  
Mauro Pasquinelli

Stackable timber dining chair available in ash and oak. Available with a fixed, non-removable leather or upholstered seat and seat-back.

Colour	
	Ash
	Ash, stained oak
	Ash, stained wenge
	Oiled oak
	Ash / Natural Leather
	Ash, stained oak / Black Leather
	Ash, stained oak / Brandy leather seat
	Ash, stained wenge / Black leather seat
	Oiled oak / Black leather seat
	Oiled oak / Brandy leather seat

**Packaging Dimensions**  
L600mm x D600mm x H800mm

**Weight**  
15kg

**Packaging Type**  
Cardboard, polyethylene foam, polythene

**Notes**  
Stable, strong and durable, suitable for general contract use. Not suitable for outdoor use. Avoid contact with heat sources.

**Leather Cleaning Guidelines**  
Leather can be maintained by wiping with a cool damp cloth. For tougher soiling, use a PH balanced soap foam on a cloth and rinse. Remember to always use cool water. Repeat if needed. Avoid soaking the leather. NEVER use harsh chemicals, detergents, saddle soap, or unidentified leather cleaners, solvents, ammonia, polish, varnish, and oils etc.

**Wood Cleaning Guidelines**  
The frame should be dry dusted with a clean lint free cotton cloth. Varnished and stained ash wood can be cleaned using a slightly damp cloth with a mild detergent. Oiled oak can be re-oiled with a colour-free wood oil. Waxed oak can be re-waxed with a colour-free furniture wax

**Leather care**  
Avoid placing the leather in direct sunlight or extreme heat. To dust, use a vacuum cleaner with a soft brush regularly. Avoid contact with sharp objects. To absorb any spills, use a clean, dry cloth immediately.