

TORCH BUNCH

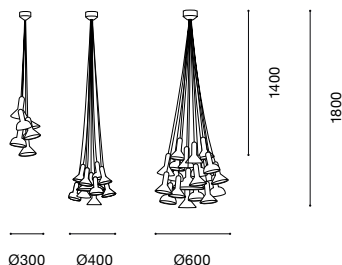
Sylvain Willenz

twentieth

www.twentieth.net
sales@twentieth.net
323.904.1200















Type
Suspension Light



Design
2008
Designer
Sylvain Willenz

With its tactile, PVC dipped polymer the Torch Light reveals its references to the shape and material of the typical torch, while the diamond-textured diffuser cleverly references the glass of a car headlight. It's easy to create a fun, vibrant look by combining different colours and sizes within the same space or to state your style by choosing the Torch Light bunch, an ultra-modern feature chandelier. Heroic in black or red, quiet and calm in cocoa grey and signal grey, bespoke drop heights provide architecturally bold pieces for double or triple height ceiling spaces.

Dimensions	Cable Length	Weight	Materials	Lamp Colour	Cable Colour
S5 bunch: approx Ø300mm 3 × S1 cone Ø150 2 × S2 round Ø150	L1400mm	2.14kg	PVC dipped polymer shade and ceiling fixing, clear diamond textured polycarbonate diffuser.	 Black RAL 9011	 Black RAL 9011
S10 bunch: approx Ø400mm 6 × S1 cone Ø150 3 × S2 round Ø150 1 × S3 cone Ø300	L1800mm	4.73kg	Colour Note Non-listed bespoke cable colours, pairing and possible length	 Cocoa Grey RAL 8019	 Red RAL3020
S20 bunch: approx Ø600mm 12 × S1 cone Ø150 7 × S2 round Ø150 1 × S3 cone Ø300	L1800mm	7.6kg		 Red RAL 3020	 Red RAL3020
				 Signal Grey RAL 7004	 Red RAL3020
				 Signal Grey RAL 7004	 Yellow RAL 1023
				 Yellow RAL 1023	 Yellow RAL 1023
Wiring Type	Supply Voltage	Colour Temperature	Life Expectancy	Bulb Fitting	Light Source Supplied
Mains voltage	220/240Vac, 50-60Hz 110/120Vac, 60Hz	S5, S10 & S20: 3000K	25,000 hours	E14 - 220/240V E12 - 110/120V	E14 - 220/240V LED 5W - Warm White (not dimmable) (use only LED bulbs max 6W) E12 - 110/120V bulb not supplied
Types of Insulation	Dimmable	Lumens			
Class II (2)	Luminaire compatible with dimming devices <small>Notes: professional installer to advise on suitable dimmer and bulb combination.</small>	470 lm			
Ingress Protection Rating					
IP20					

Packaging Dimensions
S5 bunch: 700 × 700 × 260mm
S10 bunch: 700 × 700 × 260mm
S20 bunch: 1400 × 720 × 260mm

Weight
4.75kg
7.34kg
17.63kg

Notes
S5, S10 & S20: CE

Care & Maintenance
Clean with a soft dry cloth.
Do not use alcohol, polishes, abrasives or any solvents to clean the product, as they may damage the material. This product is for indoor use only. Keep out of direct sunlight. Protect against exposure to heat above 60°C. Not recommended for continuous use over 16h.