


skram



altai bench

A30 / A31 / A32



Altai benches feature a 2.5" thick solid timber seat with matching carved leg elements. Legs may be any standard or custom metal option. Model A30 has four legs. Models A31 & A32 and larger custom versions feature 6 legs. This item is suitable for contract or residential use.

skram

A30 width 42 / 107cm depth 15 / 38cm height 18 / 46cm

A31 width 72 / 183cm depth 15 / 38cm height 18 / 46cm

A32 width 90 / 229cm depth 15 / 38cm height 18 / 46cm

Timber



WA-N: White
Ash, Natural




WA-G: White
Ash, Grey



WA-E: White
Ash, Ebonized



WA-WW: White
Ash,
Whitewashed



WAL: Walnut,
Natural



Pale Walnut

skram

Metal

Natural



SS4: Brushed
Stainless Steel



GML: Gunmetal



DRB: Dark
Rubbed Bronze



NRB: Natural
Rubbed Bronze

Metal

Matte Opaques



Metal

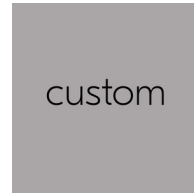
MOB: Matte
Opaque Black
Natural



MOC: Matte
Opaque
Charcoal



MOW: Matte
Opaque White



custom



SS4: Brushed
Stainless Steel



GML: Gunmetal



DRB: Dark
Rubbed Bronze



NRB: Natural
Rubbed Bronze