


skram



lineground 6-drawer vertical bureau

L23



The lineground 6-drawer vertical bureau features solid timber construction, mortise-and-tenon joinery, and mitered corners with matched seams/waterfall edges. The L23 offers graduated drawers in maple timber with cork-lined bottoms, soft-closing concealed runners, and low-profile tab pulls. Optionally, upper drawer(s) may be partitioned and leather-lined for storage of small, precious objects. Drawer faces are to match, with leather overlays, or opaque colors. Custom sizes, configurations, and materials are available. Residential or contract use.


skram

L23 width 35 / 89cm depth 18 / 46cm height 54 / 137cm


Timber




WA-N: White
Ash, Natural




WA-G: White
Ash, Grey




WA-E: White
Ash, Ebonized



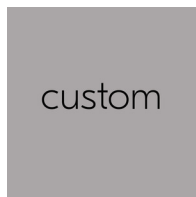
WA-WW: White
Ash,
Whitewashed




RWO-N: Rift
White Oak,
Natural



WAL: Walnut,
Natural



custom



Pale Walnut

Metal

Natural



SS4: Brushed
Stainless Steel



GML: Gunmetal



DRB: Dark
Rubbed Bronze



NRB: Natural
Rubbed Bronze

skram

Metal


Matte Opaques




MOB: Matte
Opaque Black

Leather


Character: Heavyweight



CL-TN-H: Tan




CL-CNT-H:
Chestnut




CL-BLK-H: Black

Architectural



AL-WBG: Warm
Beige




AL BRN: Brown



AL-CRM: Cream



AL-MEDG:
Medium Grey



AL-SMK: Smoke