


# skram



## lineground lowdown media unit

L29 / L30



Lineground lowdown media units feature solid timber construction, mortise-and-tenon joinery, and mitered corners with matched seams/waterfall edges. There are two standard models, and each offers a centered bank of graduated drawers in maple timber with cork-lined bottoms, soft-closing concealed runners, and low-profile tab pulls. Doors flank the drawers and are flap style. Cabinet areas have adjustable shelving and may optionally be outfitted with pull-out drawers. Door and drawer faces are to match, with leather overlays, or opaque colors. Connectivity, wire management, and ventilation are available for technology integration. Custom sizes, configurations, and materials are available. Residential or contract use.

# skram

---

<b>L29</b>	width 66 / 168cm	depth 20 / 51cm	height 17 / 43cm
------------	------------------	-----------------	------------------

---

<b>L30</b>	width 84 / 213cm	depth 20 / 51cm	height 22 / 56cm
------------	------------------	-----------------	------------------


---

## Timber


---




WA-N: White  
Ash, Natural




WA-G: White  
Ash, Grey




WA-E: White  
Ash, Ebonized



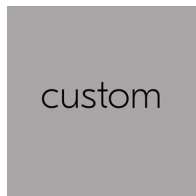
WA-WW: White  
Ash,  
Whitewashed




RWO-N: Rift  
White Oak,  
Natural



WAL: Walnut,  
Natural



custom



Pale Walnut


# skram

---

## Metal

---

### Natural



SS4: Brushed  
Stainless Steel



GML: Gunmetal



DRB: Dark  
Rubbed Bronze



NRB: Natural  
Rubbed Bronze

### Matte Opaques




MOB: Matte  
Opaque Black

---


## Leather

---


### Character: Heavyweight



CL-TN-H: Tan



CL-CNT-H:  
Chestnut



CL-BLK-H: Black

# skram

---

## Leather

---

### Architectural



AL-WBG: Warm  
Beige



AL BRN: Brown



AL-CRM: Cream



AL-MEDG:  
Medium Grey



AL-SMK: Smoke