

skram



lineground server

L39 / L40



Lineground servers feature solid timber construction, mortise-and-tenon joinery, and mitered corners with matched seams/waterfall edges. There are two standard models, and each offers a centered bank of graduated drawers in maple timber with cork-lined bottoms, soft-closing concealed runners, and low-profile tab pulls. Doors flank the drawers and are side hinged. Cabinet areas have adjustable shelving and may optionally be outfitted with pull-out drawers. Door and drawer faces are to match, with leather overlays, or opaque colors. Connectivity, wire management, and ventilation are available for technology integration. Custom sizes, configurations, and materials are available. Residential or contract use.

skram


L39	width 66 / 168cm	depth 20 / 51cm	height 30 / 76cm
------------	------------------	-----------------	------------------

L40	width 84 / 213cm	depth 20 / 51cm	height 30 / 76cm
------------	------------------	-----------------	------------------


Timber




WA-N: White
Ash, Natural




WA-G: White
Ash, Grey




WA-E: White
Ash, Ebonized



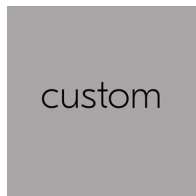
WA-WW: White
Ash,
Whitewashed




RWO-N: Rift
White Oak,
Natural



WAL: Walnut,
Natural



custom




Pale Walnut

skram

Metal

Natural



SS4: Brushed
Stainless Steel



GML: Gunmetal



DRB: Dark
Rubbed Bronze



NRB: Natural
Rubbed Bronze


Matte Opaques




MOB: Matte
Opaque Black

Leather


Character: Heavyweight



CL-TN-H: Tan



CL-CNT-H:
Chestnut




CL-BLK-H: Black


skram

Leather

Architectural




AL-WBG: Warm
Beige



AL BRN: Brown



AL-CRM: Cream



AL-MEDG:
Medium Grey



AL-SMK: Smoke