

skram



**lineground side
table/nightstand #1**

L05 / L06



Lineground no. 1 side tables feature solid timber construction, mortise-and-tenon joinery, and mitered corners with matched seams/waterfall edges. Drawers are maple with cork-lined bottoms with soft-closing, concealed runners and recessed, integral pulls. There are 2 standard models. If ordering pairs, specify if units are to be mirrored or matched. Custom sizes, configurations, and materials are available. Residential or contract use.

skram


L05	width 24 / 61cm	depth 15 / 38cm	height 18 / 46cm
------------	-----------------	-----------------	------------------

L06	width 32 / 81cm	depth 15 / 38cm	height 18 / 46cm
------------	-----------------	-----------------	------------------


Timber




WA-N: White
Ash, Natural




WA-G: White
Ash, Grey




WA-E: White
Ash, Ebonized



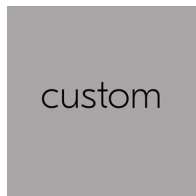
WA-WW: White
Ash,
Whitewashed




RWO-N: Rift
White Oak,
Natural



WAL: Walnut,
Natural



custom



Pale Walnut